


Get Around!!

*Card Services
Mailroom
Dining
Food Pantry
RISD Store
Public Safety*



CardServices @ RISD.edu

Card Services Info page
info.risd.edu/card-services

- ID Card Production
- Access Control
- risdbucks
- Laundry

What we manage

- ID Card Production
- Access Control
- risdbucks
- Laundry

One Card Photo Examples



What we manage

- Access to academic buildings
- Access to assigned campus housing
- Rhode Island Public Transit Authority “RIPTA” Public Transit Rides
- Pay for printing, laundry, vending and for purchases around campus.

Where can I use my RISD Id card

- risdbucks video ([risdbucks video](#))

How do I use my risd id card

- Richard Tamborelli
 - **Associate Director**
 - 401-277-4960
 - rtambore@riscd.edu
- Deborah Domaingue
 - **Facilitator**
 - 401-454-6664
 - ddomaing@riscd.edu

EMAIL US AT CARDSERVICES@RISD.EDU

Questions welcome

Thank you !!!!



Location
Prov Wash
Floor 1 Lobby
20 Washington Place

Important Dates
and timeframes!

Counter Hours


- **Mon–Fri, 10 am – 6 pm**

Smart Lockers

- **Daily, 6 am – 2 am**

- **Where to find packages that have been shipped prior to arrival to campus**
- **When will mailbox numbers be released**
- **Where the mailroom is on campus**
- **Getting packages from the mailroom**
- **Smart Lockers**

Also
Mailroom!



Dining Venues

THE MET

**all-you-care-
to-eat**

**with a vegetarian
& vegan bar, pizza
oven, deli, entree
of the day and
grill available daily**

PORTFOLIO CAFE

a-la-carte

**with both omivore
and vegetarian
options daily, grill,
bibimbap station,
grab + go meals**

THE WATERMARK

local treats

**Fresh Sushi,
locally brewed
coffee, pastry and
grab + go**

JOLLY ROGER CAFE

**rotating pop-
up options**

**offering a
rice/noodle
bowl**

THE CARR HAUS

**student
staffed cafe**

**enjoy your
favorite brew**

Meal Allotment

Meal allotments start on September 4, 2023. Values reset on January 19, 2024
Meal allotments end on May 25, 2024

<https://info.risd.edu/dining-catering/#risd-dining>

Dining Accounts Manager: Isabel Ferreira
email: dining@risd.edu
phone: 401-454-6642

Tenders:

- Met Swipe
- Cafe Credits
- Dining Points
- Guest Meals
- risdbucks





Special Diets

RISD Dining is passionate about the safety of our students and community. We provide reasonable accommodations for students with food allergies and for students following special diets for medical reasons or religious observance.

The Met and Portfolio Café are peanut- and tree nut-free and both offer vegan and vegetarian options daily.

Please contact Maureen Young who will work with our culinary leadership team to ensure meals are prepared safely.


Maureen Young
Myoung01@risd.edu

<https://info.risd.edu/dining-catering/#dining:-special-diets>

Pop-Up Events

all throughout the academic year

- **Family Meals**
- **Mochi**
- **Ice Cream**
- **Locally brewed teas**
- **Rhode Island Carnival and so much more...**



check out RISD Dining on social media for updates on planned and popup events:

Instagram: [risddining](#)
Facebook: [@RISDDining](#)



Food Insecurity Initiatives



RISD Student Food Pantry, a campus food pantry 100% supported by donations from the RISD community, aims to serve students experiencing food insecurity. With self-service, there is no need to make an appointment, simply stop by and take what you need.

The Student Food Pantry is located at 20 Washington Place on the 3rd floor. The food pantry can be accessed by all students whenever they need to.




RISD *Swipe* it Forward Program, a temporary assistance program that provides meals to students in need. Anyone experiencing food insecurity should reach out to campus partners for support.

Twice a year, RISD Dining has collection drives associated with both programs

risd:store



- 10% Student discount and no sales Tax with your RISD ID on academic supplies
- Custom cut materials at our 3d store: wood, plastic, metal and sterling silver
- Regular events such as Vendor Splendor held in October and in store art demonstrations
- Alumni-made gifts, jewelry and clothing as well as RISD insignia merchandise
- Follow us on Facebook and Instagram
- Website www.risdstore.com





We are always open at:

SOUTH HALL
30 Waterman Street

15 WEST
15 Westminster Street



401-454-6666

PubSafe@risd.edu



Some services we provide


- **24/7/365 Assistance and Information Resource**
- **Personal Safety Escorts**
- **Medical/Injury related transports**
- **Building Security & Access Control**
- **Lock Outs**
- **Lost & Found**
- **Emergency Medical Technicians**
- **Fire/Life Safety Alarm monitoring**
- **Safety/Crime Alert Notifications**
- **Emergency Messaging**
- **Blue Phone kiosks & Elevator/Emergency Phones**



On Call, Door to Door, Shuttle Service (no fees)
7 Days/Week from 5:00pm – 3:30am (during academic year)
Service Area Map available on RISDRides App
Download the app through MYRISD



RISDRides & Transportation



No Student Parking Permitted in campus lots

RIPTA (Public Transportation – Bus System)

- Ride for free w/ RISD ID

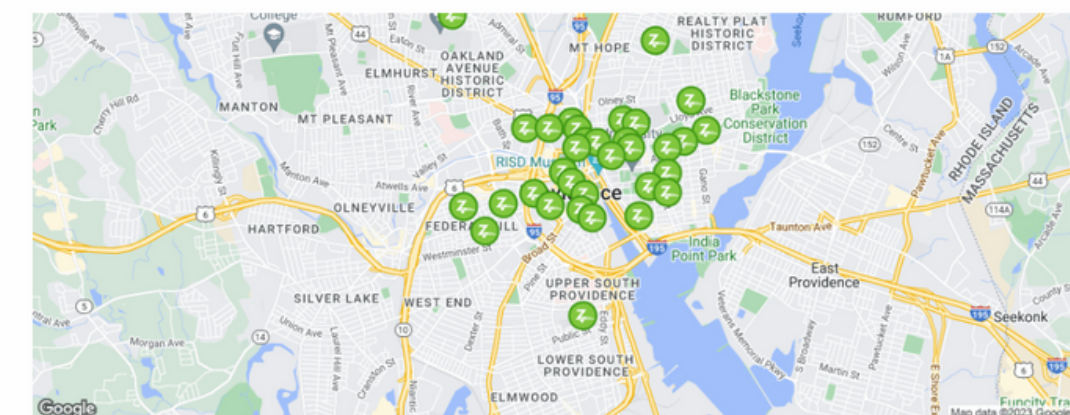
ZIPCAR (On demand vehicle rental)

- Discounted membership plans available @ zipcar.com
- Several vehicles located on/near campus

Zipcar at Rhode Island School of Design

Looking to run errands, grab groceries, or ditch campus for a long weekend? Use the map to find Zipcars near Rhode Island School of Design. University rate discounts not shown below.

Use the map to find Zipcar locations near you. [Change location.](#)



Community Engagement

- **Campus Patrol on foot, in cruisers and on bikes**
- **Events and Community Outreach**
 - Student Move-In Days - New Student Orientation
 - Event Safety & Security- Community Meet & Greet
 - PubSafe Treat Patrols during Crits - Bike/Property Registration
- **Safety Programs and Training**
 - CPR/AED Classes - Mental Health First Aid
 - ALICE Active Threat Response Classes - Pedestrian and Bicycle Safety
 - Cyber/Internet Safety Classes - Alcohol/Drug Safety
 - Bystander Intervention Training - Fire Safety Training
 - R.A.D. (Rape Aggression Defense) Self Defense Classes
- **Social Media**

Call 24/7/365 - 401-454-6666



Emergency Management & LiveSafe App

emergency.risd.edu

- RISD Campus Emergency Plan (Emergency Policies and Procedures)
- RISD Emergency Operations Command Team (EOCT)
- Inclement Weather Policy
- Covid-19 Plans and Updates (as necessary)

LiveSafe Mobile App

- Emergency Messaging (Timely Warnings & Emergency Notifications)
- On and Off Campus Safety Information & Resources
- Request Help/Make Report to Public Safety (can be done anonymously)
- Virtual Safe Walk feature
- *Get the App on Google Play or App Store*

RISD Public Safety – 401-454-



RISD Emergency Procedures

To report an emergency, call 911 and Public Safety at 401-454-6666

EMERGENCY NOTIFICATION

- In the event of an emergency on campus, RISD will send a RISD!Alert Message via text, phone and/or email
- Sign up for RISD!Alerts on WebAdvisor - and update your information any time it changes
- More information about RISD!Alerts can be found on www.emergency.risd.edu

SHELTER IN PLACE

(E.G. SEVERE WEATHER, AIRBORNE TOXIN)

- Close doors/windows, move to the interior of the building
- Shut off fans and air conditioners, and close vents
- Remain in place until you have been told it is safe to leave

LOCK DOWN

(E.G. DANGEROUS PERSON ON CAMPUS)

- Turn off cell phone ringers (but keep cell phone on for updates)
- Do not answer land lines
- Barricade doors
- Turn off lights
- Remain as quiet as possible
- Continue to follow RISD!Alerts for updates

GENERAL EVACUATION INFO

- In the event of an alarm or official notification, evacuate using the nearest exit (or alternate if nearest exit is unsafe). DO NOT use elevators!
- Take SMALL personal belongings (keys, wallets etc.) with you
- Secure any hazardous materials and turn off equipment before leaving
- Assist persons with disabilities if safe to do so. If unable to assist, notify emergency personnel of the location and number of disabled persons
- Gather in your designated assembly point unless otherwise instructed
- Follow emergency directions. Do not return to building or move unless told to do so

BOMB THREAT/SUSPICIOUS OBJECT

- Faculty and staff should check for, but not disturb, unusual objects. Report these unusual objects to Public Safety or other emergency personnel
- Evacuate the building
- Do not use cell phones or radios within 300 feet of the area suspected of containing the explosive device
- Follow directions given by emergency personnel. Do not return to the building unless told to do so

CHEMICAL SPILL

- Any chemical spill greater than one quart in volume or any quantity of an unknown chemical must be immediately reported to the Environmental Health and Safety (EH&S) Department: (401)-454-6780
- If no one answers, call RISD's Office of Public Safety at 401-454-6666 or ext. 6666
- Do not leave a message regarding a spill; make sure you speak with someone directly

CAMPUS CLOSURES

- A RISD!Alert will be sent to notify the campus of a closure
- Information will also be sent by email and available at emergency.risd.edu, 401-454-6100 and RISD's Facebook and Twitter pages
- Local TV and radio stations may also share updates

POWER OUTAGE

- Move cautiously to a lighted area. Exits may be indicated by lighted signs
- Turn off and unplug computers and other voltage sensitive equipment
- For information about a prolonged outage, check emergency.risd.edu and watch for RISD!Alerts

FIRE

- Activate the nearest fire alarm pull station, if safe to do so, and call 911 and ext. 6666 to alert emergency personnel
- If the fire is small, you may attempt to use a fire extinguisher if you can. If the fire does not extinguish, EVACUATE BUILDING IMMEDIATELY
- Follow directions given by emergency personnel. Do not return to the building or move to another location unless told to do so by officials





LiveSafe®

Be responsible for YOUR SAFETY

- 1. Travel with friends**
- 2. Use RISD Rides at night**
- 3. Lock your doors/Don't prop doors open**
- 4. Be Aware-stay off your phone/earbuds**
- 5. Report suspicious activity**
- 6. Secure valuables**
- 7. Know where you're going-share your plan**
- 8. Call Public Safety at 401-454-6666**





Questions?

